

albedor

thermo formed doors and panels

Effective 1st July 2024



our commitment to quality

Albedor Industries is an Australian family business which has been manufacturing quality cabinet doors and panels since 1979.

At Albedor, we've built our success on a simple philosophy: never compromise on quality and style.

The use of materials of excellent quality combined with the latest technology, enable Albedor to produce routed Thermo Formed doors of an exceptional standard.

Albedor is well known in the cabinet making industry for our stable lead times and consistent output. This makes it an attractive proposition for cabinet makers, builders, architects and designers who need to know their products will be available as planned.

our code of ethics

At all times, customers will receive prompt, courteous service and value for money.

We aspire to provide the highest standard of design, workmanship and service.

We provide a safe and friendly work environment.

Strict adherence to recognised industry practices.

Constant commitment to design and product development.

For more information please refer to our website www.albedor.com.au

guarantee

Albedor Industries Thermo Formed doors are covered by an express warranty in the terms below.

This warranty is provided by Albedor Industries Pty Ltd ("Albedor") ACN 007 136 521. The benefits under this warranty (including its express duration) are in addition to and not intended to limit any other rights or remedies of consumers under a law in relation to which the warranty relates.

Albedor Industries Pty Ltd warrants that the door product is substantially free from defects for a period of 7 years from the date of first installation of the door. To the extent permitted at law, and subject to the following paragraph, Albedor Industries will, at its election repair or replace goods that are defective.

Our goods come with guarantees that cannot be excluded under the Australian Consumer Law. You are entitled to replacement or refund for a "major failure" and compensation for any other reasonably foreseeable loss or damage. You are also entitled to have the goods repaired or replaced if goods fail to be of acceptable quality and the failure does not amount to a major failure.

The term "major failure" is defined in the Australian Consumer Law and includes but is not limited to where the goods are substantially unfit for the purpose for which such goods are commonly supplied and cannot easily and within a reasonable time be remedied to make them fit for such a purpose, or where the goods are unsafe.

The warranty does not cover defects or problems that arise due to you or any person installing the product (other than Albedor) causing the product to become of unacceptable quality, such as failure to take reasonable care of the product or damage caused by abnormal use or installation of the product.

For warranty to be honoured you must:

- Contact Albedor Industries by mail, phone or email as follows:
7 Research Drive, Croydon South Vic 3136
PO Box 1264 Croydon Vic 3136
Ph: 03 9761 6330
email: albedor@albedor.com.au
- Submit proof of purchase: and
- Bear the costs associated with making the warranty claim (such as the sending in of proof of purchase).



We will then make a determination as to refund, replacement or repair in accordance with the above.

thermo formed doors and panels

Albedor Thermo Formed doors are available in a selection of plain, routed, recessed or lineal door designs and are finished in a wide range of decorative films including Plain, Satin, Matt, Super Matt and Plain Gloss finishes. Thermo Formed doors are manufactured to the highest quality using a thermoforming process that results in a door with a seamless edge and a durable long lasting surface. The reverse side of our Thermo Formed doors have a white melamine finish to compliment the white internals of the cabinetry. Thermo Formed doors are supplied complete, finished and ready to hang by your installer.

Key Features

- Durable and practical in the kitchen environment and other vertical interior applications.
- Easy to clean.
- Seamless edges.

Specifications

- Foils/Finishes used are a PVC (Polyvinyl Chloride) thermoplastic of varying thicknesses.
- Substrate is E0 18mm MR MDF (Moisture Resistant Medium Density Fibreboard) with a white melamine back.
- Low VOC Certification (Low Volatile Organic Compounds Emissions).
- Nominal 18mm thickness plus foil/finish thickness (18.3-18.7mm). Other thicknesses can be manufactured on enquiry.

General

- Manufactured in Victoria.
- 7 year warranty.

For more information please refer to our website www.albedor.com.au

flat doors



Holly (2mm pencil round)



Kacey (5mm pencil round)



Kimberley (10mm round)



Brooke (chamfer)



Emma (ogee)



Lisa (classic)



Marie (step pencil round)



Louise



Megan



Olivia





door design: holly finish/colour: white grey super matt

routed doors



Dorie Square



Alexandra Square ▲



Sarah Square



Angela Square



Madison Square ▲



Mallory Square



Michelle Square ▲



Simone Square ▲



Alison Square



Jasmine Square ▲



Maidie Square



Chloe Square



Gemma Square



Kelly Square



Emily Square ▲

The above designs are all available with Bolection Mould, Regency Lines and Tails options. Refer to the Variations page for examples.

Please note all door designs available as Arched profile except designs with Bolection Mould.

▲ Not available in gloss finish

recessed doors



Belinda Square ● ▲



Monique Square ● ▲



Rachel Square ● ▲



Sheree Square ▲



Bonny Square ▲
(10mm Rails)



Grace Square ▲
(20mm Rails)



Belinda Square WL ● ▲



Monique Square WL ● ▲



Rachel Square WL ● ▲



Sheree Square WL ▲



Rachel Double Step ● ▲



Sheree Bolection Mould ▲



Charlotte ▲



Amelia ▲

The above designs are all available with Bolection Mould, Regency Lines and Tails options. Refer to the Variations page for examples.

Please note all door designs available as Arched profile except designs with Bolection Mould.

▲ Not available in gloss finish ● Not available in satin finish





door design: grace square 40mm rails finish/colour: satin classic white – feature overhead panels concave 25

lineal doors



Carol



Cassandra



Tanya



Faceline (scallop cutter)




Claire



Erin



Terrie




Faceline V12 (scallop cutter)



Amy



Chevron (vgroove cutter)



VGroove (vgroove cutter)



▲ Not available in gloss finish



door design: faceline V65 finish/colour: antrazite matt



door design: faceline V50 finish/colour: white grey super matt



door design: faceline V25 finish/colour: satin mitilo



door design: faceline V20 finish/colour: satin spruce

variations



Double Arched - Alison



Round - Belinda ● ▲



Double Round - Kelly ▲



Bolection Mould - Alison Square



Arched - Mallory




With Accent Lines - Madison Square ▲




Sheree WL ▲



With Regency Lines - Belinda Square ● ▲



Elise ▲




Elise WL ▲




With Tails - Madison Square ▲



With Lines & Tails - Monique Square ● ▲



Isabelle



Taylah

The above designs are all available with Bolection Mould, Regency Lines and Tails options. Refer to the Variations page for examples.

Please note all door designs available as Arched profile except designs with Bolection Mould.

▲ Not available in gloss finish

● Not available in satin finish

drawers | frames | options

drawers



Type A



Type B

Type B Drawers please note: height restrictions vary in relation to design profile when selecting individual Type B drawer bank. Drawers are manufactured to match your selected profile.

frames



Colonial –
(Madison shown)



Standard –
(Madison shown)

Frames are manufactured to match your selected profile.

options

Decorative Flutes



Cap Moulds



Bullnose Monarch Bevel

Decorative Kicker



Decorative Trim



Fret Work



Albedor Industries – Care & Cleaning

Effective 1st July 2024



To ensure the appearance of your Albedor Product is maintained to the highest standard, please follow these simple instructions.

Note: Failure to follow any of the instructions will void warranty. **Important Note:** *Care Instructions sheet must be forwarded on to the end user.*

Please Note: All satin, matt, super matt and gloss doors are covered by protective film - please remove slowly.

Please ensure protective coating is removed within 2 months of door manufacture.

All Albedor products are manufactured from the highest quality materials and designed to provide years of trouble free service. Whilst products are made from a highly Moisture Resistant Medium Density Fibreboard (MRMDF) and as with any wood based panel, cannot be made totally waterproof, care should be taken to wipe up spills immediately, ensuring the doors are not exposed to high or continuous levels of moisture, steam and humidity.

Light Stains

Wipe down using a damp micro fibre cloth containing warm soapy water. Dry using a soft micro fibre cloth so as not to leave any water on the door(s).

Stubborn Stains

For stubborn stains eg. Ballpoint ink, a cotton bud soaked in methylated spirits can be used on the stain area and washed immediately again with warm soapy water.

To ensure that your Warranty will not be void, **DO NOT** use any of the following on doors: Abrasive Cleaners (eg. Ajax, Jif etc), Scouring Pads or Abrasive Papers, Solvents, Thinners, Turpentine (Turps), Ammonia, Bleach, Acetone, Mek, Windex and any other cleaning agents containing Organic Solvents or the above mentioned products.

NB: Cutting, trimming of Thermo Formed Doors and Panels will immediately void warranty.

To ensure 100% customer satisfaction, please adhere to the following guidelines for Storage, Maintenance, Design and Installation.

Storage and Maintenance

- Care should be taken to avoid leaning large doors against the wall with other small doors leaning against it, this could cause additional bowing.
- When stacking doors they are to be stacked face to face.
- Care should be taken not to slide doors while hinging as this could scratch the face.
- The protective coating supplied on Albedor products should not be removed until installation is complete to reduce the chance of scratching or damaging.
- Avoid contact with sharp items and objects

Design

Areas where products will be used should be designed so that they are not exposed to steam, direct heat or prolonged humidity. When designing a kitchen, care should be taken so that items are not positioned close to appliances that give off steam (ie. Water jugs) and heat (eg. Cupboard doors and panels close to a gas cooker).

Installation

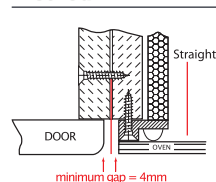
Flush Mounted and Under Bench Ovens with Front Panel Exhausts. Many ovens on the market do not have a fitted 'Baffle' surrounding the oven door, and excessive heat is convected

to the surrounding cabinetry and doors/panels.

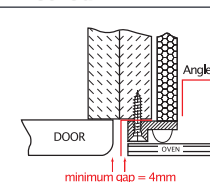
Albedor products are manufactured to meet current European Standards for heat resistance (UNI9242), which requires products to withstand a temperature of 70C for 4hours. When ovens convect heat greater than 70C, it can cause the face material to shrink back or peel away.

Heat deflector strips are available from Albedor Industries to be installed for ovens of this nature (see diagrams below). Failure to install heat deflectors in either method when required will void the warranty.

Method 1



Method 2



recommended). Hot plates should not be used without the rangehood exhaust fan being switched on. Retractable rangehoods must also be turned on and the panel pulled out to the full extension otherwise they convect heat through the sides and directly onto products.

Appliances such as electric fry pans and portable electric grills should only be used under an activated rangehood exhaust fan. Similarly toasters used in proximity can have the heat build up reduce by activating the exhaust fan. A cool down period is recommended after long use to prevent any heat build up close to doors and panels. Failure to use the rangehood or follow any of the above guidelines will void the warranty on Albedor products.

Use of Melamine Materials for Panels

Please note that when matching different materials such as Melamine Board with Albedor products variations may occur in colour, finish and UV stability. We recommend that where possible, Albedor products are used throughout an installation to achieve a perfect match.

Cooktops and Rangehoods

Products should not be installed in close proximity (less than 650mm) to a cooktop. When products are installed around a cooktop in accordance with above, a 900mm DUCTED rangehood exhaust should be installed (recirculating rangehoods are not



Albedor Industries Pty Ltd
7 Research Drive Croydon South VIC 3136
Ph (03) 9761 6330
albedor@albedor.com.au

For more information please refer to our website
www.albedor.com.au

